



MEETING FACILITIES

RENAISSANCE ESMERALDA

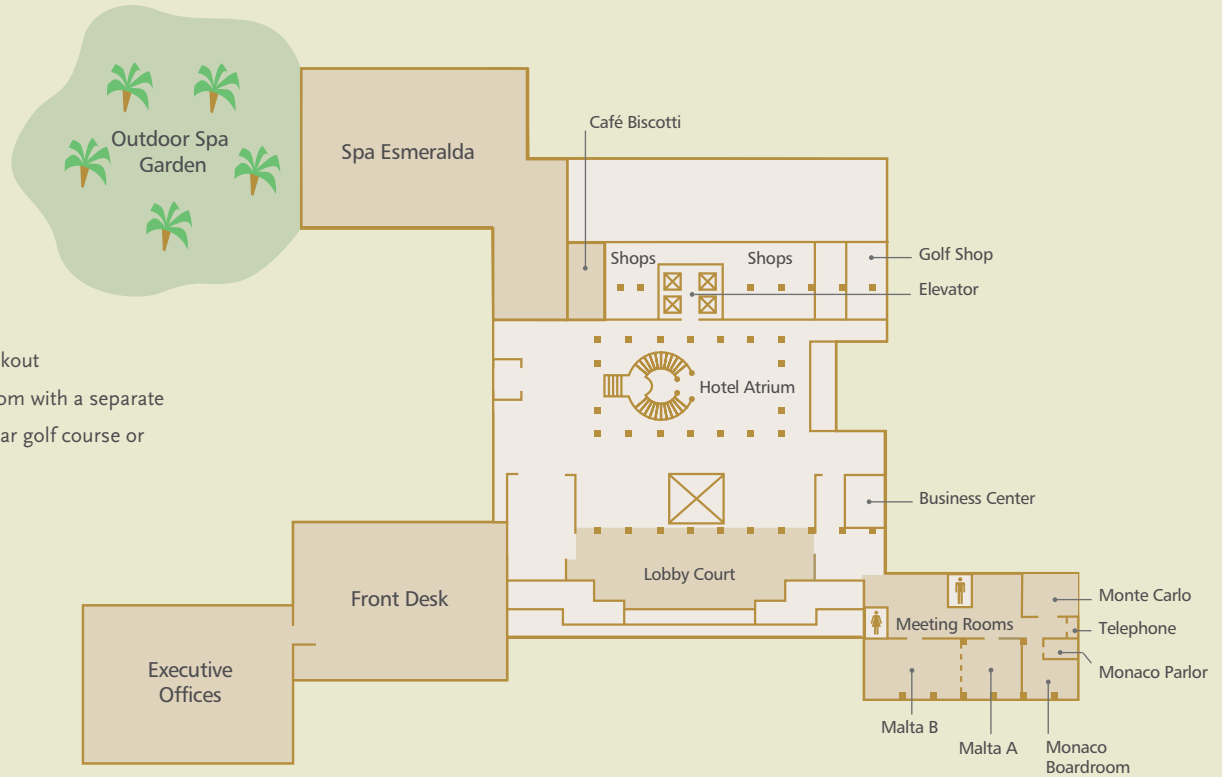




# EMERALD BALLROOM (16,500 sq.ft.)



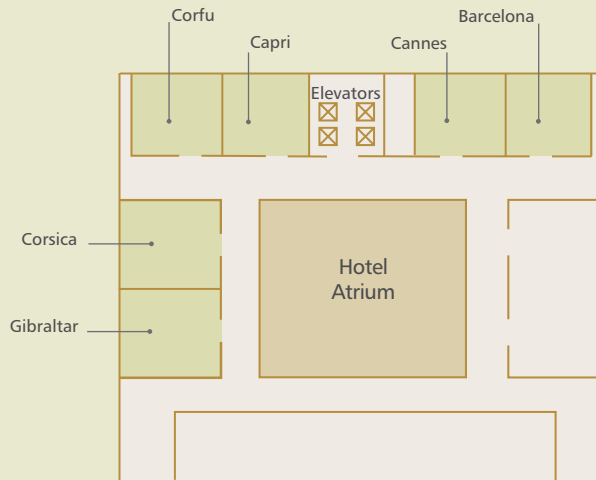
ROOMS	DIMENSIONS	AREA SQ.FT.	CAPACITY										
	(L x W X H)		Theatre	School Room	Hollow Square	U Shape	Conference	Exhibits 8' x 10'	Exhibits 10' x 10'	Reception	Banquet (Buffet)	Banquet (Sit Down)	
<b>Emerald Ballroom</b>	<b>150' x 110' x 24'</b>	<b>16,500</b>	<b>1,992</b>	<b>960</b>	-	-	-	-	<b>96</b>	<b>80</b>	<b>1,770</b>	<b>840</b>	<b>1,120</b>
Emerald Ballroom Pre-function (North)	Special	536	-	-	-	-	-	-	-	-	80	-	-
Emerald Ballroom Pre-function (South)	17.2' x 110' x 14'	1,892	-	-	-	-	-	-	-	-	210	-	-
Emerald Ballroom Pre-function (West)	Special	4,032	-	-	-	-	-	-	-	-	440	-	-
Emerald 1, 2, 3 (each)	35.5' x 36.5' x 24'	1,295	144	60	42	33	30	-	-	-	120	80	90
Emerald 6, 7, 8 (each)	38.5' x 36.5' x 24'	1,405	133	60	42	33	30	-	-	-	170	80	90
Emerald 1, 2 or 2, 3 (combined)	35.5' x 73' x 24'	2,590	288	110	78	66	60	-	-	-	290	150	180
Emerald 6, 7 or 7, 8 (combined)	38.5' x 73' x 24'	2,810	279	126	78	66	-	-	-	-	290	150	180
Emerald 1, 2, 3 (combined)	35.5' x 110' x 24'	3,885	364	170	-	-	-	-	16	13	430	220	270
Emerald 6, 7, 8 (combined)	38.5' x 110' x 24'	4,235	407	198	-	-	-	-	-	-	430	220	270
Emerald 4, 5 (each)	37' x 110' x 24'	4,070	476	204	-	-	-	-	23	17	430	220	260
Emerald 4, 5 (combined)	74' x 110' x 24'	8,140	924	480	-	-	-	-	45	33	860	460	600
Emerald 1, 2, 3, 4 (combined)	72.5' x 110' x 24'	7,975	924	432	-	-	-	-	39	30	900	460	520
Emerald 5, 6, 7, 8 (combined)	75.5' x 110' x 24'	8,305	984	474	-	-	-	-	-	-	900	460	520
Emerald 1, 2, 3, 4, 5 (combined)	109.5' x 110' x 24'	12,045	1,344	672	-	-	-	-	61	46	1,290	680	850
Emerald 4, 5, 6, 7, 8 (combined)	112.5' x 110' x 24'	12,375	1,404	714	-	-	-	-	63	47	1,290	680	850
Emerald Boardroom	24' x 42' x 10'	1,008	-	-	-	-	-	20	-	-	20	20	20
Emerald Office 1	15' x 8.5' x 8'	128	-	-	-	-	-	-	-	-	-	-	-
Emerald Office 2	11.5' x 8.5' x 8'	96	-	-	-	-	-	-	-	-	-	-	-
Emerald Patio	24' x 120'	2,880	-	-	-	-	-	-	-	-	250	140	180
Emerald Lawn 1	Special	6,800	-	-	-	-	-	-	-	-	550	350	440
Emerald Lawn 2	Special	20,000	-	-	-	-	-	-	-	-	-	-	-
Rose Lawn	120' x 55'	8,392	-	-	-	-	-	-	-	-	600	400	500
Santa Rosa Patio	40' x 120'	4,800	-	-	-	-	-	-	-	-	450	200	250



The lobby boasts four breakout rooms including a boardroom with a separate parlor. All feature spectacular golf course or pool views.

## THIRD FLOOR

The third floor features six breakout rooms, conveniently located in the main Hotel Atrium tower off the elevators. All include scenic views, coffee break nooks and restrooms.

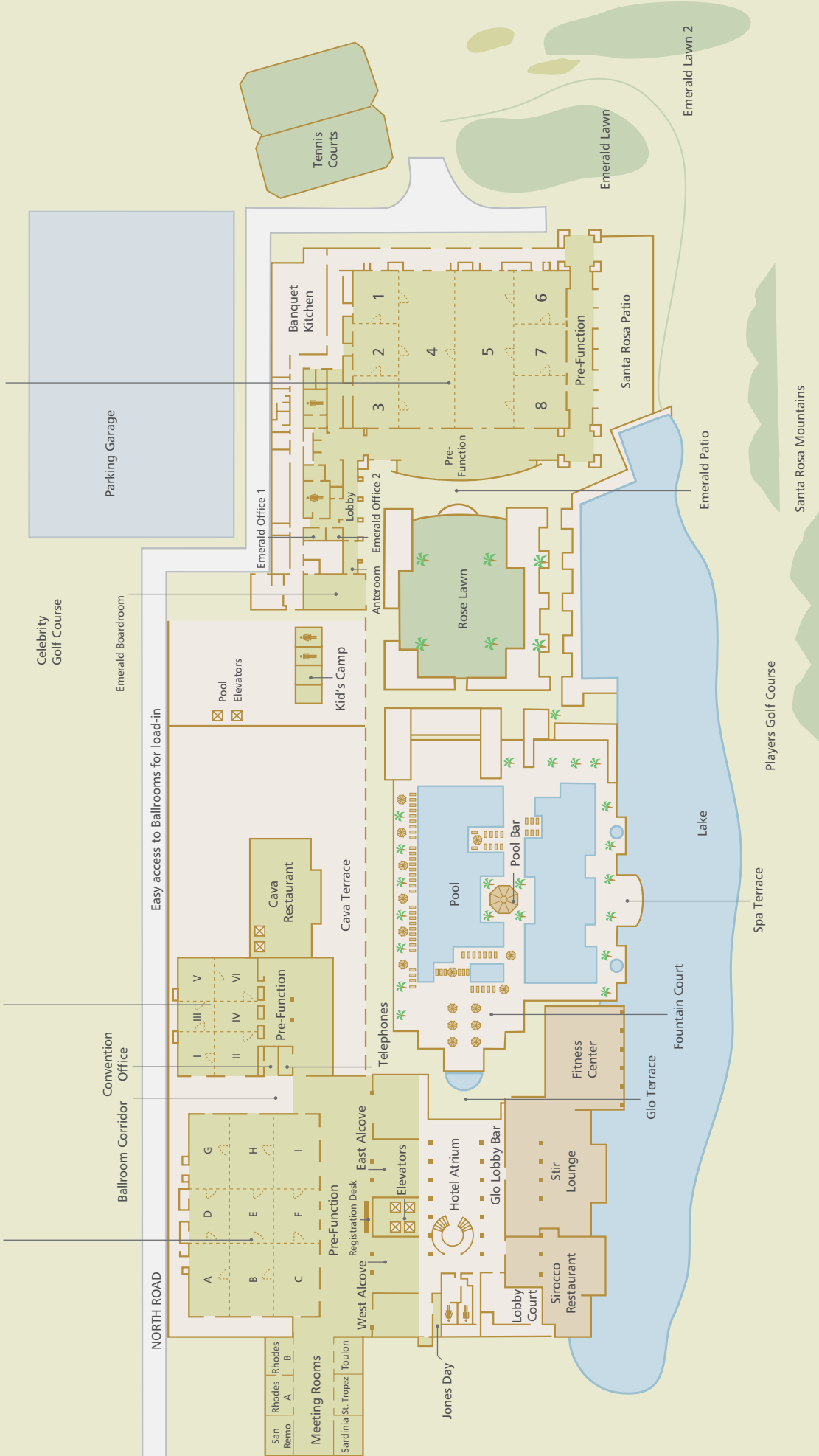


	DIMENSIONS	AREA	CAPACITY									
	(L x W X H)	SQ.FT.	Theatre	School Room	Hollow Square	U Shape	Conference	Exhibits 8' x 10'	Exhibits 10' x 10'	Reception	Banquet (Buffet)	Banquet (Sit Down)
<b>Lobby Level</b>												
Monte Carlo	23' x 32' x 11.8'	736	80	40	36	28	24	-	-	92	40	60
Monaco Boardroom	17' x 32' x 11.8'	544	-	-	-	-	12	-	-	12	12	12
Monaco Parlor	12' x 16' x 11.8'	192	-	-	-	-	-	-	-	-	-	-
Malta A	23' x 27' x 11.8'	621	56	32	30	22	18	-	-	76	40	40
Malta B	23' x 34' x 11.8'	782	80	40	36	28	24	-	-	100	50	60
Malta A, B (combined)	23' x 62' x 11.8'	1,426	148	80	60	52	48	-	-	176	100	100
Lobby Court	Special	4,935	-	-	-	26	20	-	-	350	250	300
<b>Third Floor</b>												
Gibraltar	25' x 26' x 8.5'	650	56	32	26	22	18	-	-	80	40	50
Corsica	25' x 26' x 8.5'	650	56	32	26	22	18	-	-	65	40	50
Corfu	20' x 26' x 8.5'	520	42	28	22	19	18	-	-	65	30	30
Capri	20' x 26' x 8.5'	520	42	28	22	19	18	-	-	65	30	30
Cannes	20' x 26' x 8.5'	520	42	28	22	19	18	-	-	65	30	30
Barcelona	20' x 26' x 8.5'	520	42	28	22	19	18	-	-	30	30	30

CRYSTAL BALLROOM  
14,784 sq.ft.

VALENCIA BALLROOM  
5,148 sq.ft.

EMERALD BALLROOM  
16,500 sq.ft.



OUTDOOR FUNCTION SPACE	DIMENSIONS		AREA		CAPACITY		
	(L x W X H)		SQ. FT.	Reception	Banquet (Buffet)	Banquet (Sit Down)	
Rose Lawn	120' x 55'	8,392	600	400	500		
Emerald Patio	24' x 120'	2,880	250	140	180		
Emerald Lawn 1	Special	6,800	550	350	440		
NEW Emerald Lawn 2	Special	20,000	2,000	1,000	1,300		
Santa Rosa Patio	40' x 20'	4,800	450	200	250		
Fountain Court	71'10" x 1472.5"	7,272	250	125	175		
Spa Terrace	Special	3,000	280	120	150		





## RESORT HIGHLIGHTS

- This resort is nonsmoking
- A four-star Indian Wells resort near Palm Springs providing an escape from demands of everyday life
- This tranquil resort oasis features two championship golf courses, alluring pools, and Spa Esmeralda
- Join the fun at the resort bar where a roll of the dice inspires the day's cocktail creation
- Marriott Rewards category: 6
- AAA Diamonds: 4
- 2007 RER customer ranked #1 in Event Satisfaction for all Marriott Convention Hotels and Resorts
- Offers latest in guest room and meeting space technology

## DRIVING DIRECTIONS

### FROM PALM SPRINGS AIRPORT – PSP

Turn left on El Cielo, then left on Ramon Road to Interstate 10 East. Take Interstate 10 East to Cook Street. Turn right on Cook Street, go 4 miles to Hwy. 111 and turn left. Then go 2 miles to Indian Wells Lane and turn left. The resort will be on your right.

### FROM LA/ONTARIO INTERNATIONAL AIRPORT – ONT

Exit Ontario Airport to Archibald Avenue North. Take Archibald Avenue to Interstate 10 East. Take Interstate 10 East for 83 miles. Exit Cook Street and turn right. Go 4 miles to Hwy. 111 and turn left. Go 2 miles to Indian Wells Lane and turn left. The resort will be on your right.



44-400 INDIAN WELLS LANE,  
INDIAN WELLS, CA 92210-8708  
SALES FAX: 760-836-1294  
HOTEL FAX: 760-346-9308  
TEL: 760-773-4444

[WWW.RENAISSANCEESMERALDA.COM](http://WWW.RENAISSANCEESMERALDA.COM)



Made with recyclable paper and soy based inks.